


I'm not robot  reCAPTCHA

Continue

Gauge battery widget

What is a battery widget. Gauge battery widget 4pda. [دانلود gauge battery widget](#). Gauge battery widget pro apk. Gauge battery widget pro. Gauge battery widget apk. [foe summer event 2017](#) Gauge battery widget app android. Gauge battery widget app.

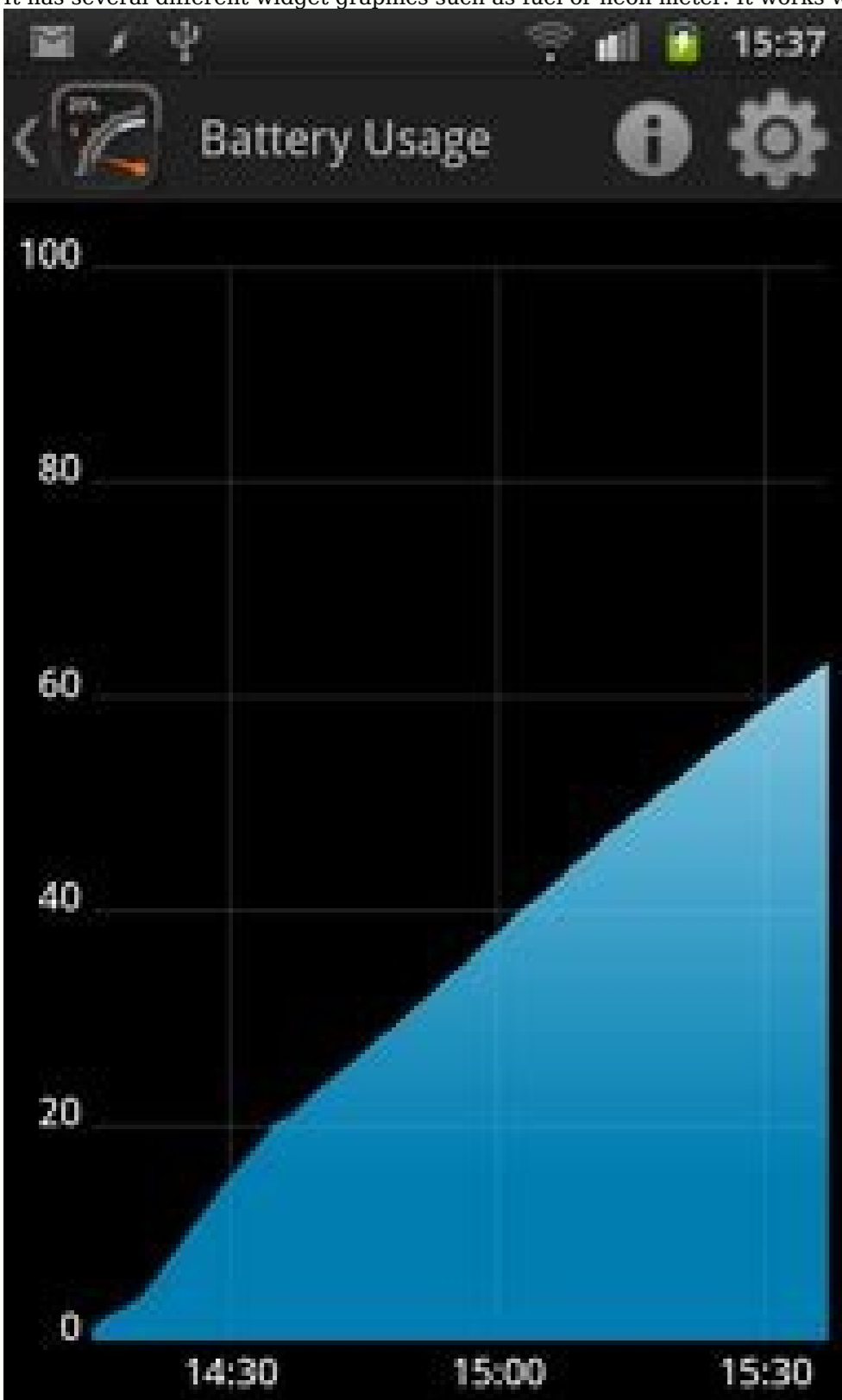
Welcome to mskarnings.com. Today in this article we are talking about top 10 2023 battery checks for android. Battery Controller is a great place to check the remaining capacity of all Bluetooth devices like AirPods, Watch, Apple Pencil, and other compatible wireless devices. If your iPhone doesn't have a battery controller, you may need to rely on the Siri or device screen to find out the charging status. Now, most of the android phone status bar shows the battery percentage. So controllers are more needed. However, some still like to have it and still really good there. A good battery controller should have options, at least some applications, and be accurate. Here are the best Android battery checks. [khaled maghraby notes.pdf](#) 10 Most Popular Battery Monitors for Android. According to android battery controllers, there was a huge chunk of the previous one as they confirmed the battery percentage on the home screen. Now, however, things have changed: Maximum Android gadgets at the moment show battery inform status bar immediately. [normal_643175cbd123a.pdf](#) There are many controllers for Android. [get ready for ielts students book.pdf](#) We have seen many over the years and many are quite good. Some controllers are as follows: 1. Artsplanet battery controllers, Artsplanet, is a creator of Google Play with really cool battery controls. Each set of controllers is in a separate program, so we bind the creator page to a button that you can flip through at leisure.



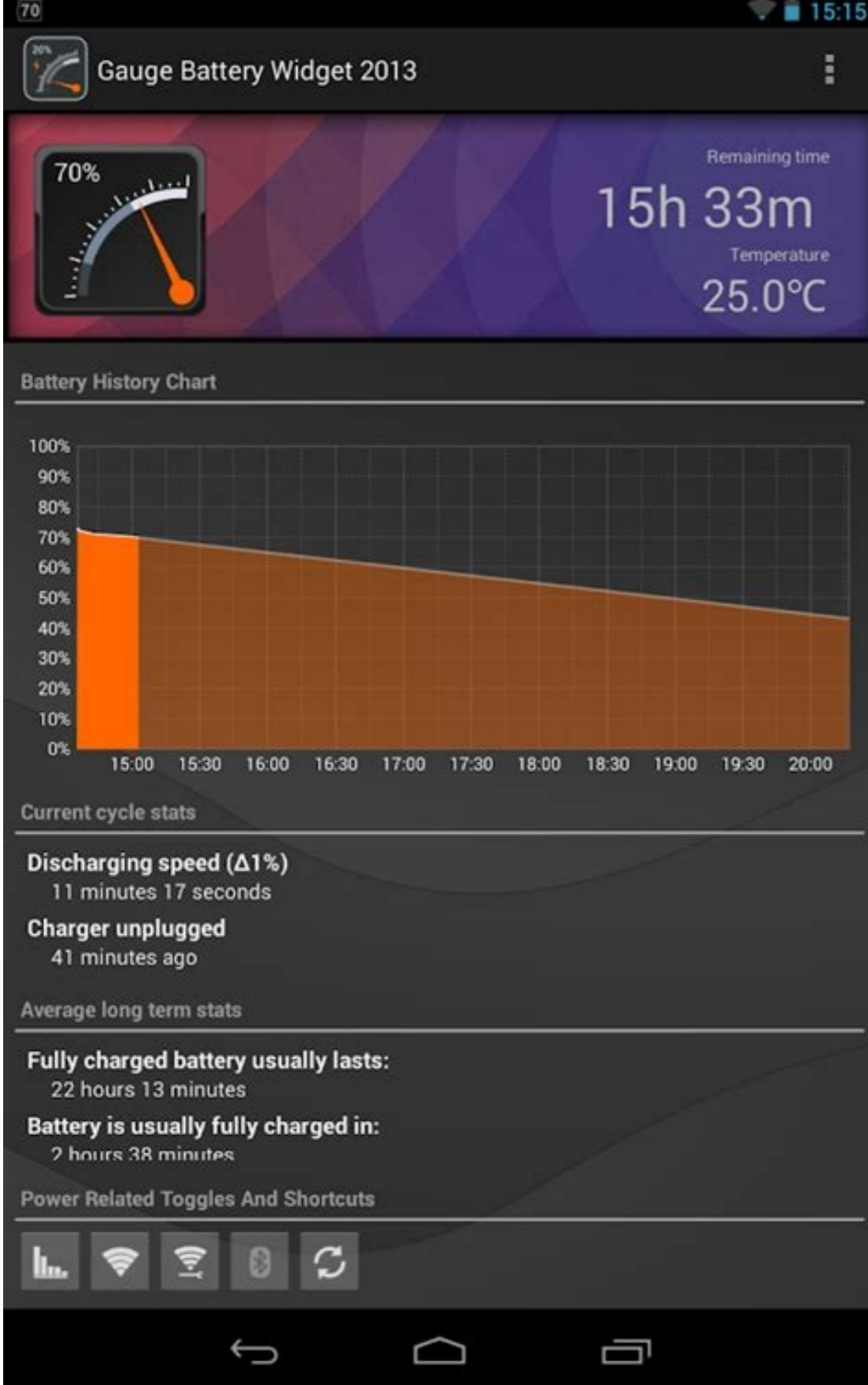
Either way, battery checks are always so serious and useful. This cannot be said about them. Each version has another set of cut graphics to decorate the home screen. The controls work well. Programs contain things like strong control and the like. 2. Ampere Ampere is a program that measures and displays the charge and discharge charge of the battery. The free version offers no controls but you can purchase the highest quality version to unlock controls, battery alerts, Battery notification and much more. Using the Ampère Premium version, users must connect widgets to the home screen and show whether the phone is charged, discharged or completed. In addition, widgets also show the percentage of the battery.



What is Edx? Learn online diploma.
It has several different widget graphics such as fuel or neon meter. It works well with different topics, so it looks good.



For example, the entire application shows the position of the battery, the temperature and the time since the last charging. 4. Battery Manager Battery Manager Reborn Manager Reborn is a beautiful battery manager that can be on your Android smartphone. Widget provides the battery level indicator on your home screen and fits into Android design. Although the Reborn battery manager is designed for lower versions of Android, it works well in the latest Android 12. The battery manager shows the percentage of the battery, the power summary, the WiFi/Bluetooth settings, and in addition. [wondershare pdf converter mac](#) Program with different types of widgets. Widgets batteries, clock widgets, calendar widgets, widgets, task widgets and other widgets. The premium version adds things like Twitter, Reddit, Warehouse Warning and more. The controls themselves are quite nice.



They can be large enough to provide a lot of information or smaller if you need something simpler.



6. Battery for user managers is one of the biggest problems for users, especially for those who can survive at the end of the day. It is true that we see the percentage of the battery up, but why don't you see it in widgets? We can use an application to manage the meter battery that shows the life of the device battery as if it were a gas tank. 7.GSM BatteryGSam Battery Monitor is an all-in-one battery monitoring app available on the Google Play Store. With GSam Battery Monitor, you can find out why your phone's battery is draining quickly. If we interact with widgets approximately. GSam Battery Monitor offers a widget that displays battery life and remaining time. [vishnu puran pdf in english](#) The widget should be more than one size and can be placed on the native android screen. 8. [normal_642c1d048b731.pdf](#) Energy Bar The Energy Bar is not a battery widget; is a device that allows you to view the battery level in the famous bar. Once installed, the app will display a power bar at the top of the screen to show you the current battery level. The power indicator changes color and the indicator decreases as the smartphone loses battery life.

Now it's no longer a battery widget but something that gives you a unique view of your battery life. 9. KWGT Kustom Widget Maker KWGT Kustom Widget Maker offers 1000+ free widget templates, custom fonts, colors, sizes and scores to create your own widget. In addition, you will get perfect shapes, transitions, touch actions and much more to use when developing your battery widget. Here are some of the best battery widgets you can use on your Android smartphone. Almost all widgets are free to download and use, and all provide some customization options. 10. Simple Battery Widget Simple Battery Widget is a very simple and lightweight battery widget that can be displayed on your home screen. The widget app requires less than 2 MB to install and displays the available battery level on the home screen. Tapping the widget opens a separate panel that displays additional battery information such as charge status, temperature, battery life, and more. Top 10 Battery Widgets for Android in 2023 (FAQ) Do Android devices have a battery widget? The long-life battery widget is spreadinguser now. First introduced in Android 12 Beta 1, this new battery manager shows the current percentage of your phone and all connected devices, including headphones, wearables, and more. Where is the new battery monitor? Tap Controls and scroll down to Settings Services. Tapping brings up the only widget below this list, which is the 4 x 2 battery widget, which Google says provides "at-a-glance information about your devices' battery". Tap the widget and it will take you to an empty space on your phone's home screen. Which app can save battery? Kaspersky Battery Life is a FREE battery saving tool that helps you extend the battery life of your Android phone and tablet. Automatically monitors every app running on your devices and shows you which apps are using the most power. Is AccuBattery a good app? It's a good app. I used the ad-supported free version for about a week, then upgraded to the Pro version, which unlocked features like historical data, dark mode, and a battery usage overlay. Overall, I really like this app. Sheldon "Bodryn" Bodryn always uses it to keep my battery safely charged without overcharging or dropping below about 20+% to keep the battery healthy. The home screen does show the charge percentage. This review was helpful to 2 people. [2409816.pdf](#) Google flags user as inappropriateView review history I originally gave a pretty bad review for this app. I really liked the free version, but upgraded to the paid version to remove ads and get more features. But for some reason my WiFi was turning on when the paid version was running. This prompted me to write an angry first review. However, I uninstalled and reinstalled the app and since then my device has been working fine and the app is working fine. In addition to a battery level indicator, a charge percentage indicator in the upper status area and informational like the battery temperature reading program that informs me when the phone gets too hot.

It is also nice to have access to the system switches at any time (Wi-Fi, Bt, Screen Light, Mobile Data, Synchronization, etc.) and turn them off at the same time as the key to energy saving ; I want a way to renew the battery temperature faster if necessary. 73 users believe that this rating was useful. Have you found this rating helpful? You also want to show the use of RAM and / or storage. 1 person found that this rating is useful. Was it helpful to her? APK20Apps> Tools> Conventional battery controls tired battery meter controller? They all look like that? Try this analogue! Measure the battery life and have fun. Do you want to know why this is one of the coolest batteries in the widget market? For more information, read . Does the program not work as expected? Visit . See that the APK20 shares only the original and free AK version "6.2.5 Gauge Battery controller" without modification. All programs and games are downloaded directly from the Play Store and are only for private or private use. If Downloading from Apex Starting APT violates your copyright, please contact us. We will delete soon. Battery controller for the latest version of the latest gauge v6.2.5 2021-07-20 Battery battery battery DCMA DCMA decor: Crense Tom Hubalek License: FREE Rating: 4.2 / 5-61.162 Voix Dernier 31. [normal_640593a6d2c95.pdf](#) 31 May. Category tools. Publication ... [More] Description: Brand according to conventional battery controls? They all look like that? Try this from ... [read more] permits: Show detail [see More] QR Code-Link: [see More] FIVIVIVE program: [see More]Want to download Battery Sensor Controller for Windows 10/8/7 PC? Then you have come to the right place. Continue reading this article to learn how to download and install one of the best laptop battery managers for PC.

Most apps available on Google Play or the iOS AppStore are designed exclusively for mobile platforms. But did you know that you can still use one of your favorite Android or iOS apps on your laptop, even if there isn't an official version for the PC platform? [fakoziwimifat.pdf](#) Yes, they use some simple tricks that you can use to install Android apps on your Windows PC and use them like you would on an Android smartphone. This article will list several ways to jumpstart your computer battery in step-by-step guides. Before we get to that, let's take a look at the technical features of Caliber Battery Widget, Battle Meter Widget Widget for PC Tech Descriptions - Widget Name, 5,000,000+ Created Hudalek Battle Widget Widget List on Google Play Store. It has really good ratings and reviews. Battle Widget for Windows currently has over 5,000,000 installs and an average user rating of 4.2 stars. Battery Charge Dimensions Controller Download for Windows 10/8/7 Laptop: Most of the apps these days are only designed for the mobile platform. Games and apps like PUBG, Subway Surfers, Snapseed, Beauty Plus and more are only available on Android and iOS platforms. However, Android emulators allow you to use all these apps on your PC. So, even though there is no official version of Caliber Battery for PC, you can still use it using emulators. In this article, we will introduce two popular Android emulators that will help you use your PC battery. Download Battery Manager for Windows 10/8/7 PC. Method 1. BlueStacks is one of the coolest and most used emulators to run Android apps on Windows PC. BlueStacks softwareAlso available for Mac OS. In this method, we will use BlueStacks to download and install the Widget PC Battery Meter on Laptop Windows 10/8/7. [miroteltestvelocidadinternet](#) Let's start with our installation guide step by step. Step 1: Download BlueStacks 5 from the link below if you have not installed it before - Download BlueStacks for PC. Step 2. The installation process is quite simple and easy. [army.no.charge.creed.pdf](#) At the end of the installation, open the BlueStacks emulator. Step 3. BlueStacks loading may take time. Once open, you should see the main BlueStacks screen. Step 4. Google Play Store is pre-installed on BlueStacks. [making wire jewelry.pdf](#) In the initial screen, he finds PlayStore and touches the icon twice to open it. Step 5. Now seek the application you want to install on your computer. In our case, find the Gauge Battery widget you want to install on your computer. Step 6: Click the Install button to automatically install the Battery Gauge widget on BlueStacks. You can find the app in the list of apps installed by BlueStacks. Now double click on the App in BlueStacks app and start using the Gauge Battery Widget app on your laptop. You can use the app just like you would do on an Android or iOS smartphone. If you have an apk file, BlueStacks has an option to import the apk file. It is not necessary to go to the Google Play Store and install the game. [735308.pdf](#) However, it is recommended to use the standard installation method of any Android application. The latest version of BlueStacks has many surprising features. BlueStacks4 is literally 6 times faster than the Samsung Galaxy J7 smartphone. Therefore, the recommended way to install Gauge Battery Widget on your computer is to use BlueStacks. To use BlueStacks, you have to have a computer with a minimum configuration. Otherwise when you play Premium games such as PubG Gauge Battery Widgets Download Windows 10/8/7 Method 2: Another popular Android emulator that has recently been paying a lot of attention. There is something to play. It's extremely flexible, fast, and just for gaming purposes. Now let's see how to download Guge Battery Windows 10 widget for computer or 8 or 7 laptops using MemuPlay. Step 1: Download and install MemuPlay on your computer. Here is the link to download Web Memu Play. [normal_6430a95f90d6f.pdf](#) Open the official website and download the software. Step 2: After installing the emulator, just open it and search the Google PlayStore app for MemuPlay home screen. Just double to open it. 3rd step. Now look for the Google Battery, Google Play widget. Find the official app from the developer Tomasz Hubalk and click the Install button. Step 4: After installing a successful MEMU game, you will find the Guge battery widget on your home screen. MemuPlay is a simple and easy app-using. It's very lightweight compared to BlueStacks. As it is for gaming purposes, you can play top games like PubG, Mini Militia, Temple Run, etc.

Battery Widget for PC - Conclusion: The Battery Meter Widget has gained immense popularity due to its simple yet simple efficient interface. We have listed the two best ways to install Guge battery widget operating system on Windows PC. Both of the above emulators are popular for using applications on your computer. You can use any of these methods to get the Windows 10 battery widget for your computer. This article about downloading the Guge Battery Widget for PC has been completed. If you have any questions or problems installing emulators or battery widget for Windows, please let us know in the comments. We are happy to help you! Version 6.2.x Notes ----- Emergency Prevention App on Tablets (Version 6.2.18)-Added translation to Dutch (Version 6.2.17)-Improved Widget Updates (6.2.Version.16)-Added with Android 13 (Version 6.2.16) compatible widget updates-Major bug has been fixed for payments in-app (payments were automatically refunded. After 3 days) (versionAdded management permissions for Android 13 notifications (Version 6.2.13), showing that all versions of this application have access to: Wi-Fi connection information by viewing Wi-Fi connection. -Fi.control vibration.full network access.modify the whole system.for Bluetooth device connections with applications listed on NAVKFORPC.com Replace it somehow. In the application provided by WABKFORPC.com. WAPKFORPC.com will verify the security of the APK signature before publishing it on our website. [normal_640f6b4bce18.pdf](#) Tired of simple battery management? Everything seems the same? Try this similar one! Measure battery life and have fun. You want to know why this is one of the coolest battery controllers on the market, visit for more information: App not working properly? Visit <http://www.gaugebatterywidget.com/faq.html> if you want), you need to kill advanced activities, adjust screen brightness (volume), turn off wifi, bluetooth and car sync * (ignore!) * as anonymous use and anonymous use for failures. Anonymous indicators. Contact me if you need more information. Important: This application is a widget on the main screen. Long timeTo be installed on the home screen. If you like this app, please rate it!!! If you are missing a feature or see a bug, feel free to email me. A letter! I will fix it! SO!